













TECHNICAL BULLETIN

INSPECTION PRIOR TO INSTALLATION

TB-TC2335K-070624

TC2335K

| | INLET CAMSHAFT (WITH BEARING) | EXHAUST (WITHOUT BEARING) |
|--------------------|---|---|
| NEW TOOTH PROFILE |  <p>CS14003</p> |  <p>CS14004</p> |
| WORN TOOTH PROFILE |  <p>WORN PROFILE</p> |  |
| IMPORTANT | <ul style="list-style-type: none"> Replace camshafts if signs of wear are evident. Ersetzen Sie die Nockenwelle, wenn Anzeichen von Verschleiß erkennbar sind. Remplacez l'arbre à cames si des signes d'usure sont évidents. | <ul style="list-style-type: none"> Sostituire l'albero a camme se sono evidenti segni di usura. Reemplace el árbol de levas si hay signos evidentes de desgaste. Замените распределительный вал, если очевидны признаки износа. |