

TC0380F

The TC0380F flange (or hub) fits the popular 1,3L Fiat Multijet engine, used in various Alfa Romeo's, Chevrolet's, Citroen's, Ford's, Opel's/Vauxhall's, Peugeot's and Suzuki's; the same vehicles as the TC0380FK timing chain kit.

Crankshaft seal installation


During the installation of the timing chain kit TC0380FK, it is highly recommended that the Crankshaft oil seal OS8321 is replaced. Always use the correct removal and installation tool; never remove the seal out by its O/D (Outer Diameter): **this could damage the outer seal interface and inhibit its function.**

⚠ Technical note


Before installing the new seal examine the timing cover oil pump centralisation pegs for wear (as illustrated 1.1). If the pegs display uneven wear, the cover that includes the oil pump should be replaced with LP0968. Examine the crankshaft flange seal and pump drive interfaces for wear (as illustrated 1.2) if wear is evident: replace with TC0380F Flange.

Timing cover installation


During installation of the timing cover, it is recommended that the cover centralisation tool (EN-46775) is used prior to seal replacement. Use the (EN-46775) tool to centralise the cover before tightening the timing cover bolts to the manufacturer's specification. Use the flange to align the seal in the housing (illustrated 1.3). Remove the flange and reuse the (EN-46775) tool to install the seal to its correct position, reinstall the flange and then tighten to manufacturer's specification.



Illustrated 1.1



Illustrated 1.2



Illustrated 1.3



BGA products are to be replaced by an experienced automotive installer. This information is to be used as reference only. Always seek manufacturer specification.